



# Private Sector Development

**LIM Visal**

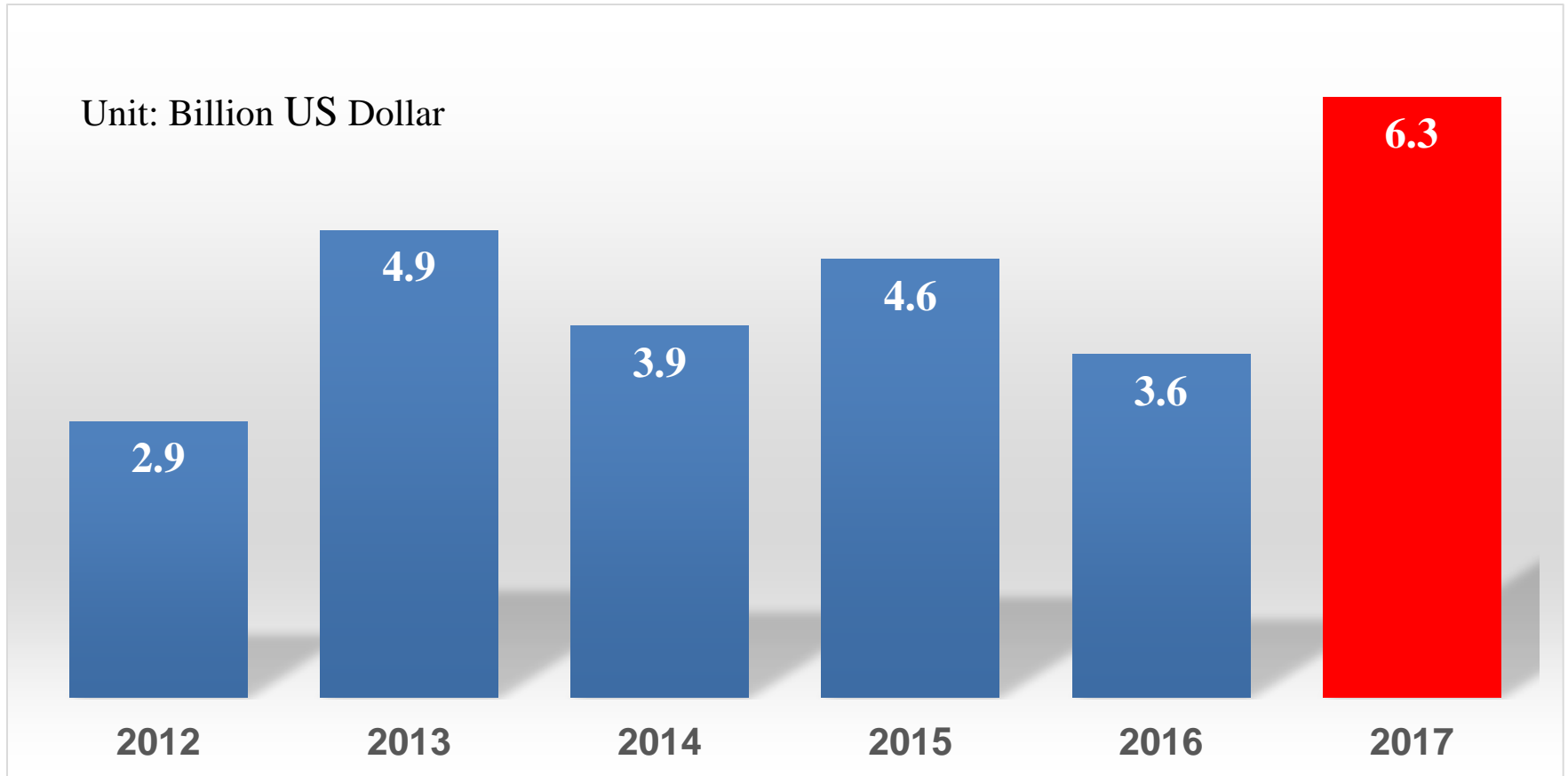
Assistant to Minister attached to the Prime Minister /  
Secretary General of the CDC

Phnom Penh, February 8<sup>th</sup> 2018

# Snapshot of Investments in Cambodia

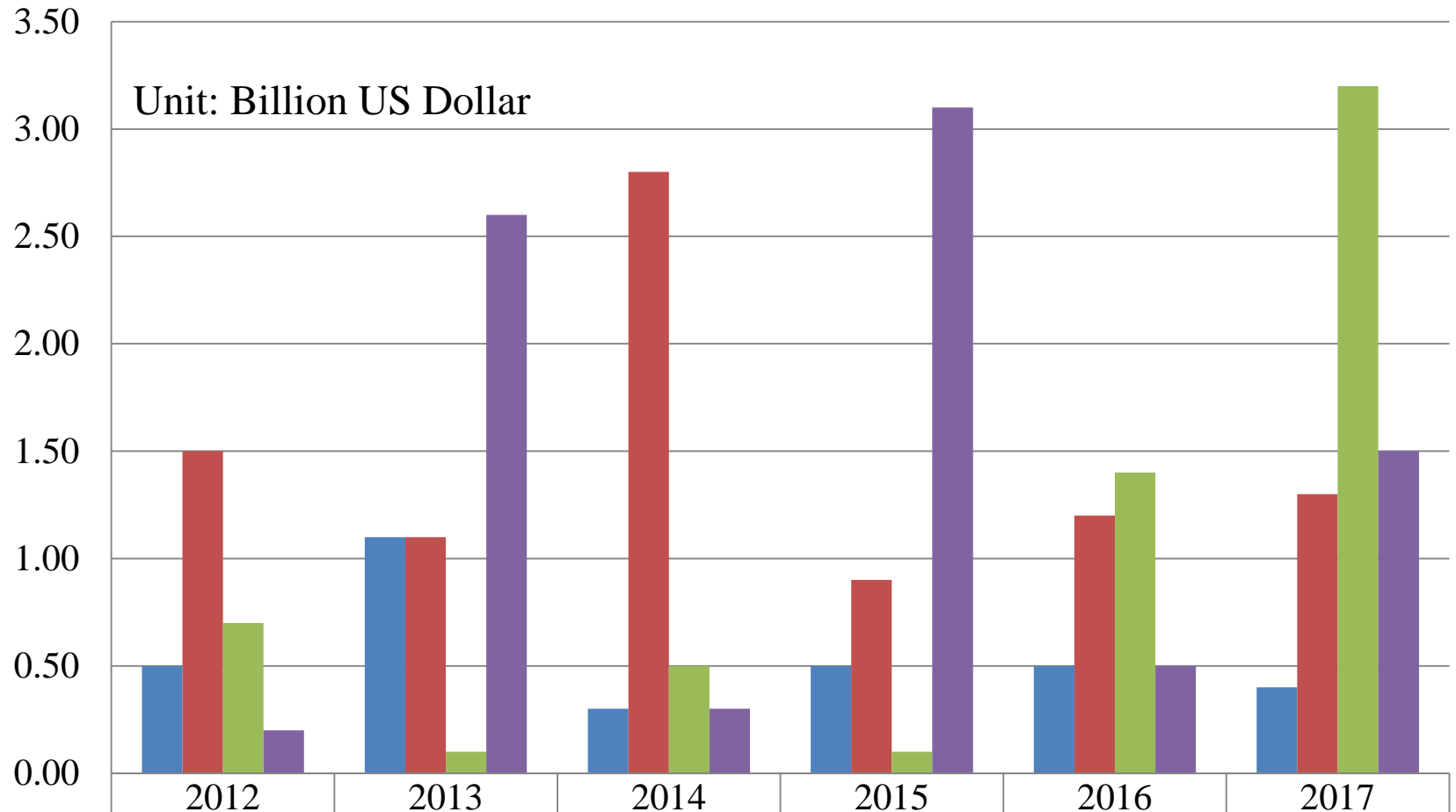


# Committed Investments in Cambodia



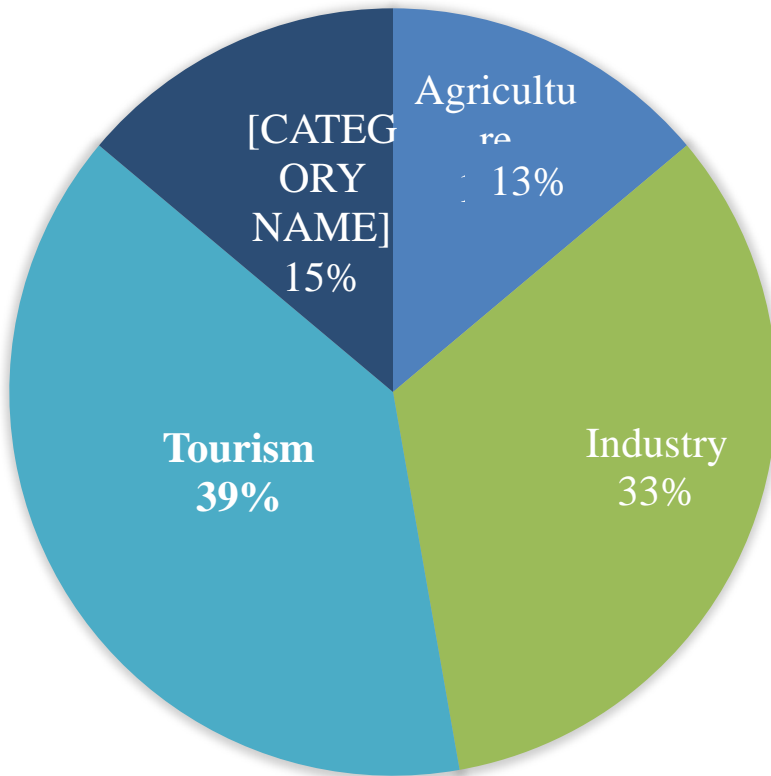
2017: 183 QIPs of which 136 of which are located outside SEZs (117 new, 19 expansion).

# Committed Investments by Sector

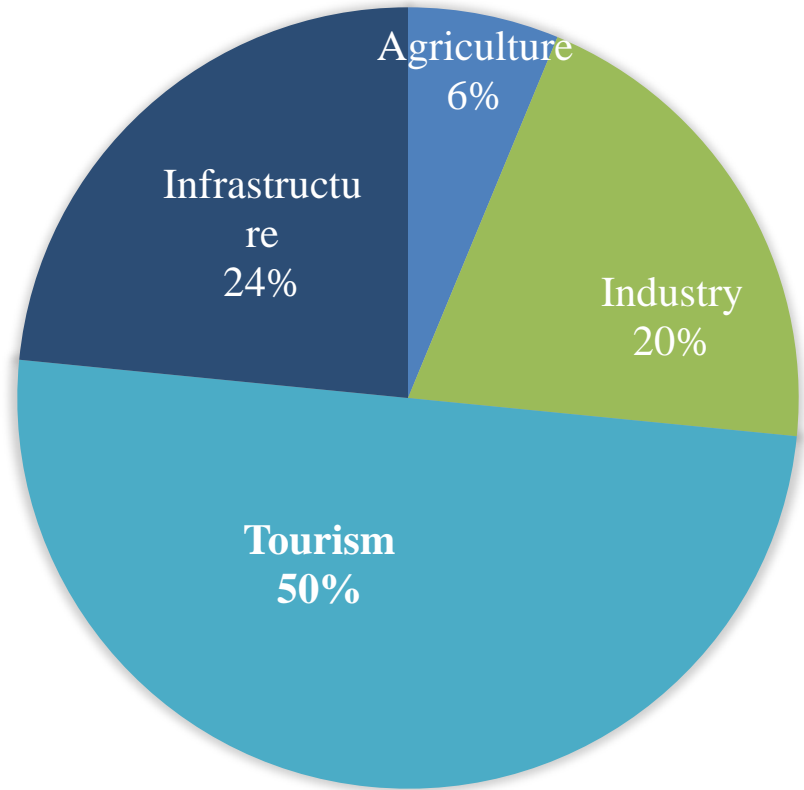


<span style="color: blue;">■</span> Agriculture	0.5	1.1	0.3	0.5	0.5	0.4
<span style="color: red;">■</span> Industry	1.5	1.1	2.8	0.9	1.2	1.3
<span style="color: green;">■</span> Tourism	0.7	0.1	0.5	0.1	1.4	3.2
<span style="color: purple;">■</span> Infrastructure	0.2	2.6	0.3	3.1	0.5	1.5

## Committed Investments by Sector



**2016**



**2017**

# Committed Investments by Country

Year	2013		2014		2015		2016		2017	
Total	\$4.9 Billion		\$3.9 Billion		\$4.6 Billion		\$3.6 Billion		\$6.3 Billion	
Rank	Country	%	Country	%	Country	%	Country	%	Country	%
1	<b>Cambodia</b>	66.80	<b>Cambodia</b>	64.00	<b>Cambodia</b>	69.28	China	29.92	<b>Cambodia</b>	50.68
2	China	15.68	China	24.44	China	18.62	<b>Cambodia</b>	27.55	China	25.97
3	Vietnam	6.10	Malaysia	2.18	U.K	3.00	<b>Japan</b>	22.78	Vietnam	9.20
4	Thailand	4.37	<b>Japan</b>	1.72	Singapore	2.18	Thailand	4.61	Malaysia	4.37
5	Korea	1.76	Korea	1.66	Vietnam	1.92	Korea	4.59	Singapore	4.12
6	<b>Japan</b>	1.59	Vietnam	1.26	Malaysia	1.61	US	3.38	Korea	3.20
7	Malaysia	1.04	UK	1.13	<b>Japan</b>	1.28	Singapore	3.38	<b>Japan</b>	1.00
8	Singapore	1.03	Singapore	0.89	Thailand	1.18	Vietnam	2.45	UK	0.88
9	UK	0.43	Thailand	0.88	Korea	0.21	UK	0.60	Thailand	0.25
10	France	0.27	Australia	0.51	Canada	0.19	Others	1.09	Others	0.33
11	Others	0.94	Other	1.36	Others	0.52				

# Committed Investment in SEZs



- ❖ 4 new SEZs approved in 2017
- ❖ Total Operational: 17



- ❖ 47 new projects in 2017 expected to generate 17,278 jobs.

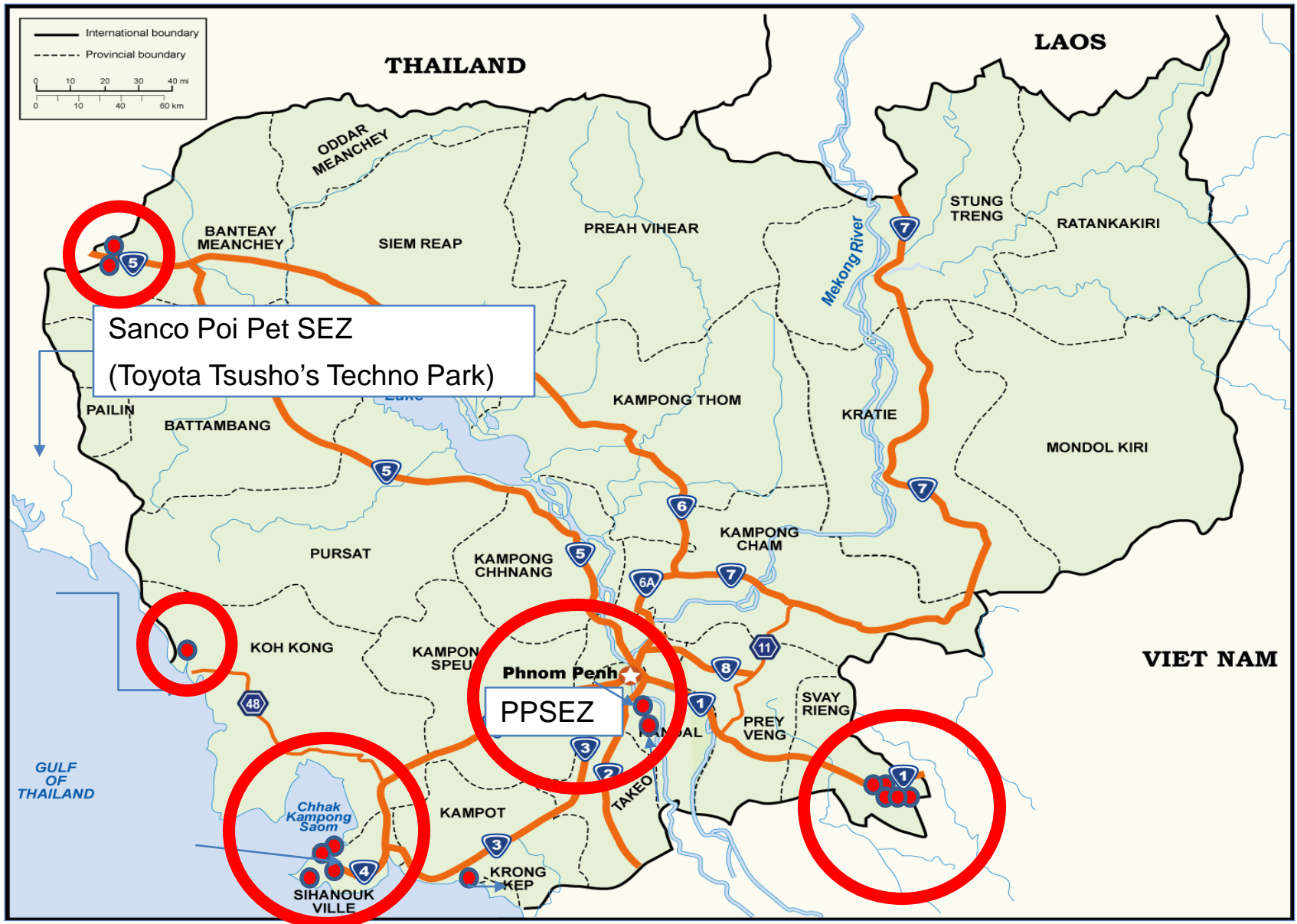


- ❖ New investment projects in 2017: 47 (vs. 42 in 2016)
- ❖ Investment amount: \$484 million, vs. \$283 million 2016



- ❖ Export in 2017: around \$1,4 billion.

# Location of Operational SEZs





# Selected Japanese Investments in Cambodia

---

**MinebeaMitsumi**  
Passion to Create Value through Difference



**Combi**  
愛する気持ちを支えたい。



**MIKASA**



 **TOYOTA TSUSHO**

**NHK**

**AEON**



# Progress of IDP Implementation



**រាជរដ្ឋាភិបាលកម្ពុជា**  
Royal Government of Cambodia

**គោលនយោបាយអភិវឌ្ឍន៍វិស័យ  
ឧស្សាហកម្មកម្ពុជាឆ្នាំ ២០១៥-២០២៥**  
**Cambodia Industrial Development Policy**  
**2015 - 2025**

« តម្រូវទិសទីផ្សារ និងបង្កើតលក្ខខណ្ឌអំណោយផល  
ដើម្បីជំរុញការអភិវឌ្ឍវិស័យឧស្សាហកម្ម »  
“Market Orientation and Enabling Environment for  
Industrial Development”

បានទទួលការឯកភាពពីគណៈរដ្ឋមន្ត្រី  
ក្នុងសម័យប្រជុំពេញវេទ ទី២៩ ថ្ងៃទី ០៦ ខែ មីនា ឆ្នាំ ២០១៥  
Approved by the Council of Ministers  
at its Plenary Meeting on 06 March 2015



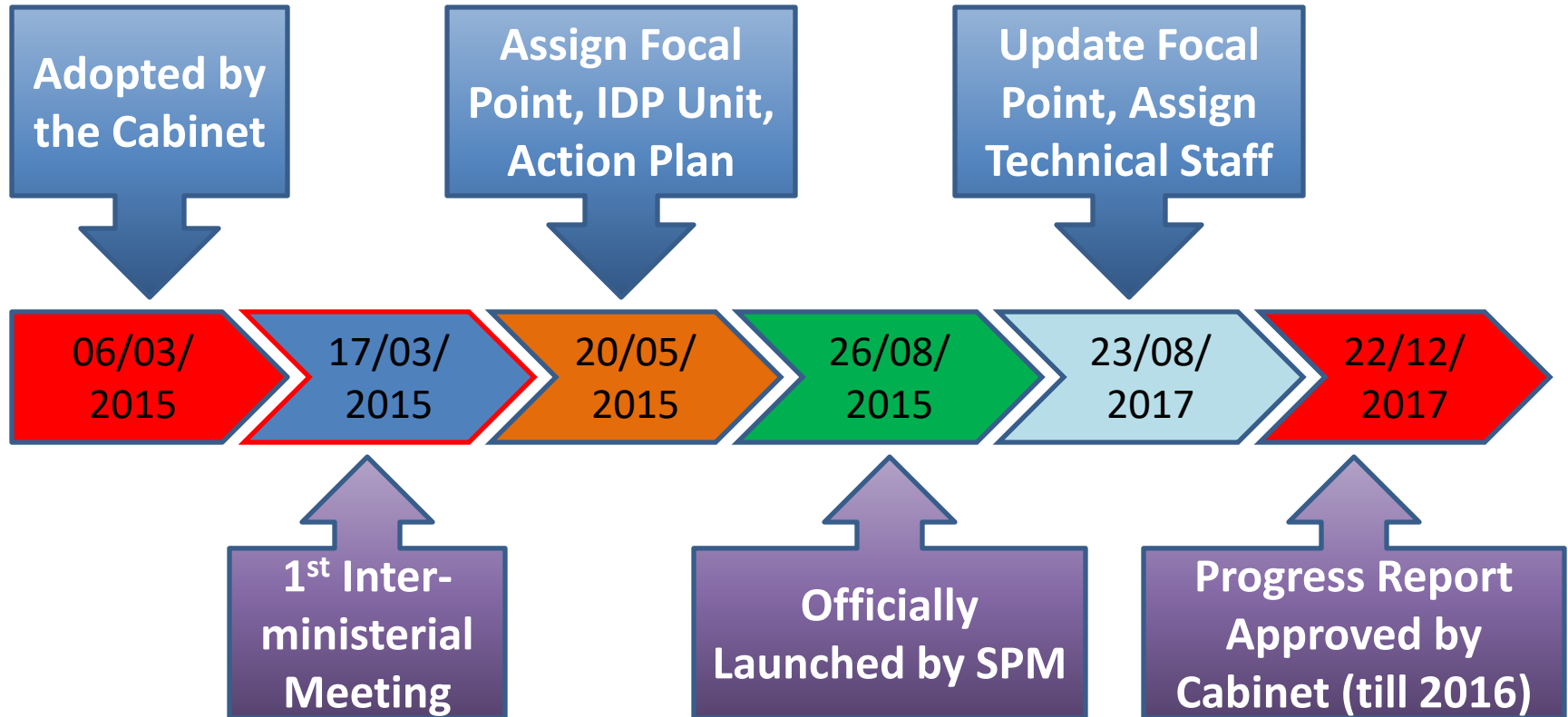
**រាជរដ្ឋាភិបាលកម្ពុជា**

**របាយការណ៍**  
**ស្តីពីវឌ្ឍនភាពនៃការអនុវត្ត**  
**គោលនយោបាយអភិវឌ្ឍន៍វិស័យឧស្សាហកម្មកម្ពុជា**  
**ឆ្នាំ ២០១៥-២០២៥**  
**ពិតត្រឹមខែធ្នូ ឆ្នាំ២០១៦**

បានទទួលការឯកភាពពីគណៈរដ្ឋមន្ត្រី  
ក្នុងសម័យប្រជុំពេញវេទ ទី២៩ ថ្ងៃទី ០៦ ខែ មីនា ឆ្នាំ ២០១៥  
ក្រេងឆ័យ ថ្ងៃទី ២២ ខែ ធ្នូ ឆ្នាំ ២០១៧



# Timeline of IDP Implementation



# Monitoring Mechanism of the IDP

The Royal Government of Cambodia has mandated the CDC to prepare and coordinate in an effective manner the monitoring and evaluation arrangement, which includes:

1. A quarterly and annual reporting system, in particular a report to the plenary session of the Cabinet meeting every three months to monitor the progress and challenges, and to implement timely remedial actions.
2. A Trouble Shooting Mechanism in industrial development;
3. An evaluation of the progress and capabilities on the implementation of the four IDP pillars to be achieved by 2018 and a comprehensive mid-term evaluation to be done in 2020, as a basis for adjusting and redirecting the next phase implementation.

# Content of IDP Progress Report (till December 2016)

- Executive Summary
- 1. Introduction
- 2. Progress of Implementation
- 3. Challenges and Risks
- 4. Conclusion
- Annex 1: Matrix “C” on 4 Key Concrete Measures
- Annex 2: Matrix “D” on Policy Measures / Action Plan

## Progress of the 3 Targets

No. 1

GDP share of Industry increased from 24.1% in 2013 to 29% in 2016 (vs. target 30% in 2025)

GDP share of Manufacturing increased from 15.5% in 2013 to 16.3% in 2016 (vs. target 20% in 2025)

No. 2

Export share of Garment & Footwear decreased from 77.1% in 2013 to 73.1% in 2016 (vs. target 50% in 2025)

No. 3

SME Registration at MIH increased from 537 in 2015 to 801 in 2016 while the number of companies completed tax registration (real regime) increased from 1,701 in 2015 to 5,257 in 2016



# Thank you

どうもありがとうございました

For more info: [lvisal@yahoo.com](mailto:lvisal@yahoo.com)